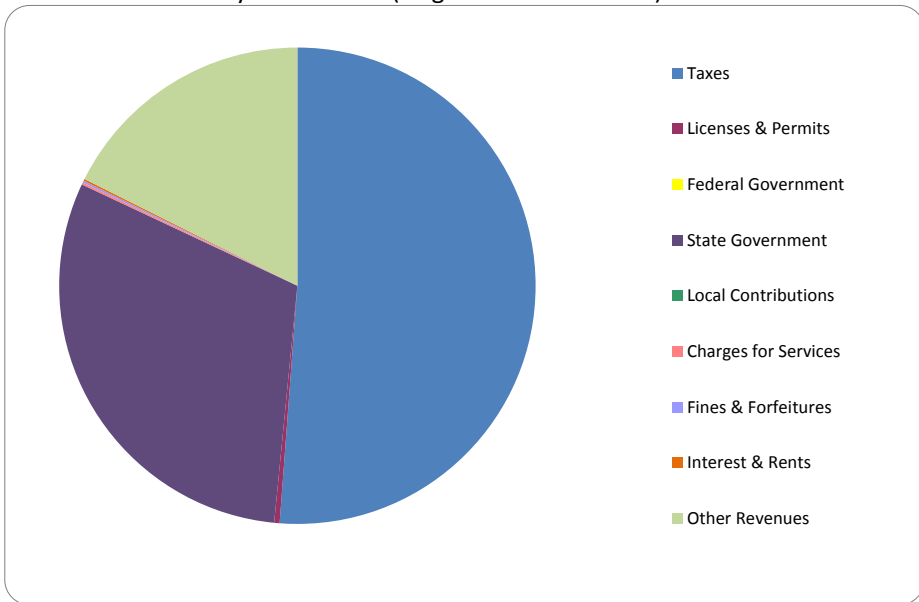


**CITIZEN'S GUIDE TO LOCAL UNIT FINANCES - VILLAGE OF NASHVILLE (83030)**

**REVENUES**

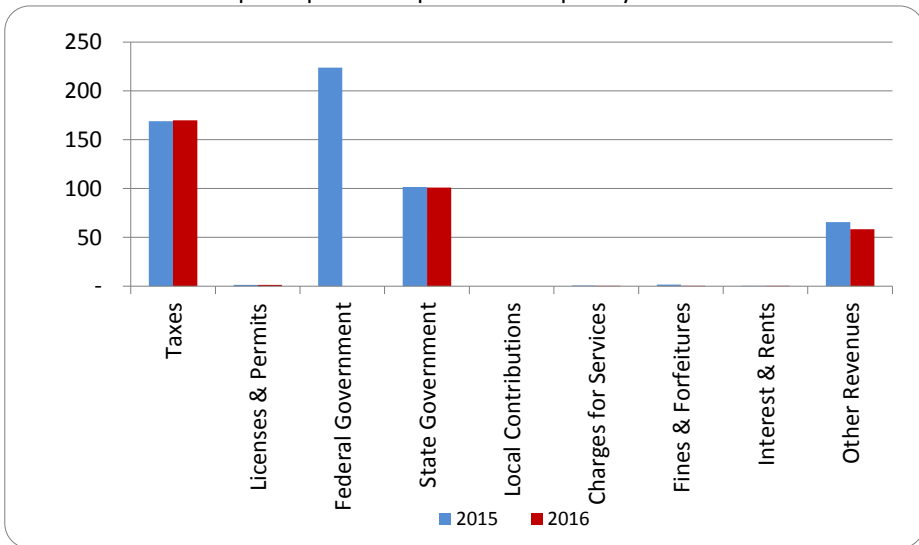
**1. Where our money comes from (all governmental funds)**



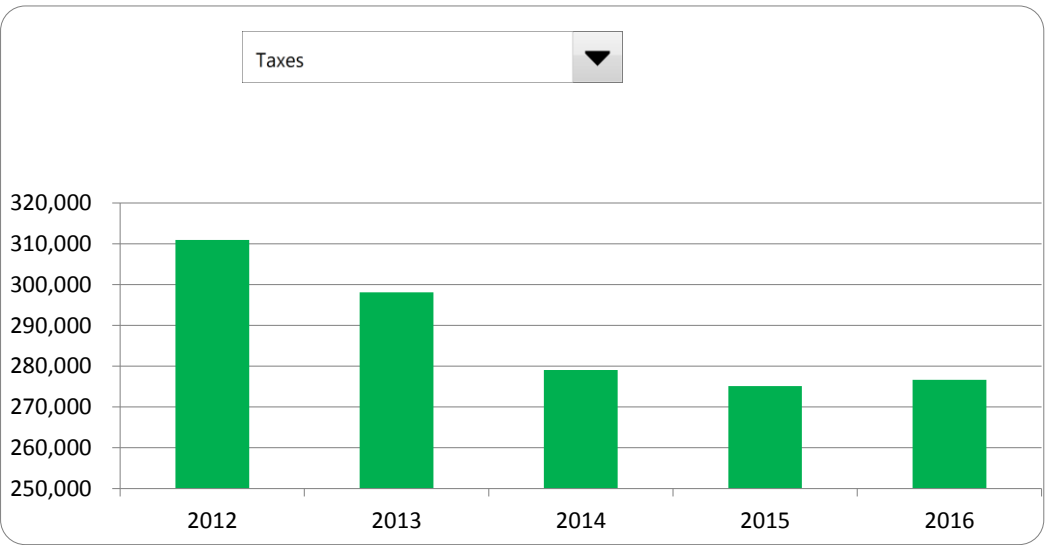
**2. Compared to the prior year**

	<u>2015</u>	<u>2016</u>	<u>% change</u>
Taxes	\$ 275,130	\$ 276,670	0.56%
Licenses & Permits	2,162	1,988	-8.05%
Federal Government	364,358	-	-100.00%
State Government	165,622	164,490	-0.68%
Local Contributions	-	-	N/A
Charges for Services	1,280	775	-39.45%
Fines & Forfeitures	2,584	711	-72.48%
Interest & Rents	565	703	24.42%
Other Revenues	106,954	95,146	-11.04%
<b>Total Revenues</b>	<b>\$ 918,655</b>	<b>\$ 540,483</b>	<b>-41.17%</b>

**3. Revenue sources per capita - compared to the prior year**



**4. Historical trends of individual sources**



**Commentary:**

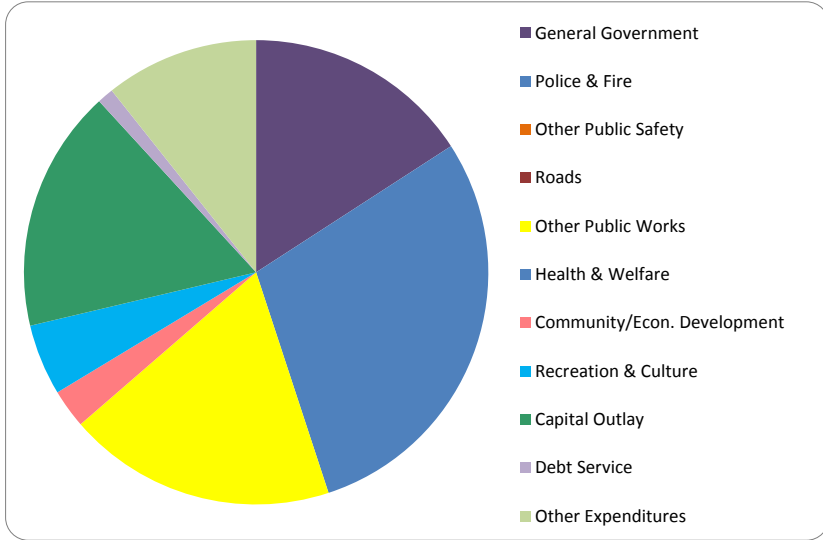
For more information on our unit's finances, contact CATHY LENTZ at 517-852-9544.

**CITIZEN'S GUIDE TO LOCAL UNIT FINANCES - VILLAGE OF NASHVILLE (83030)**

**EXPENDITURES**

**1. Where we spend our money (all governmental funds)**

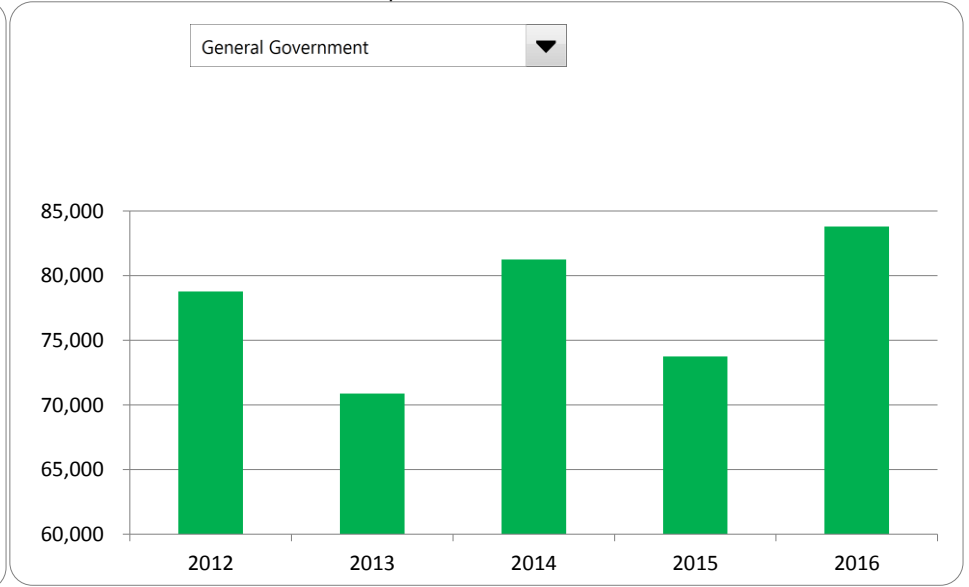
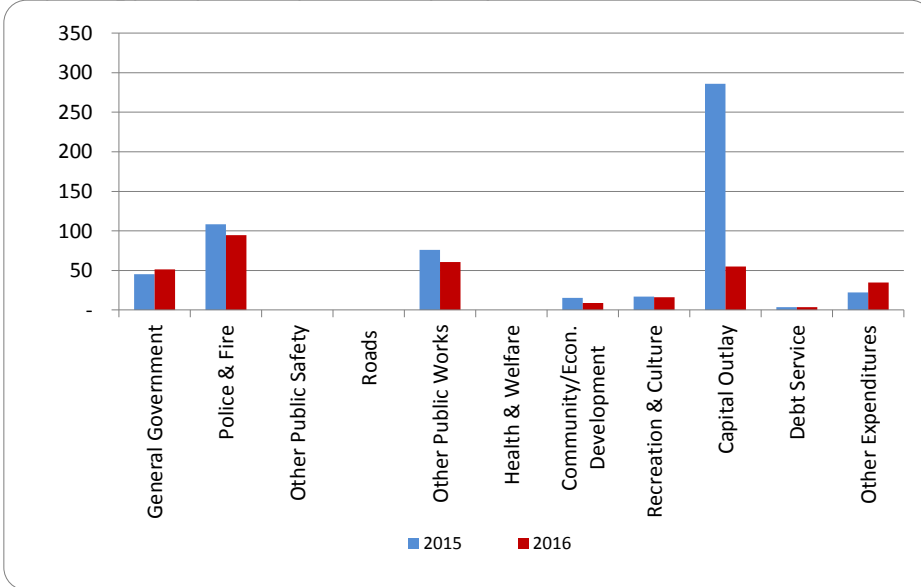
**2. Compared to the prior year**



	2015	2016	% change
General Government	\$ 73,752	\$ 83,813	13.64%
Police & Fire	176,450	153,781	-12.85%
Other Public Safety	-	-	N/A
Roads	-	-	N/A
Other Public Works	123,764	98,822	-20.15%
Health & Welfare	-	-	N/A
Community/Econ. Development	25,042	14,289	-42.94%
Recreation & Culture	27,573	26,195	-5.00%
Capital Outlay	465,501	89,231	-80.83%
Debt Service	5,991	5,991	0.00%
Other Expenditures	35,871	56,465	57.41%
<b>Total Expenditures</b>	<b>\$ 933,944</b>	<b>\$ 528,587</b>	<b>-43.40%</b>

**3. Spending per capita - compared to the prior year**

**4. Historical trends of individual departments:**



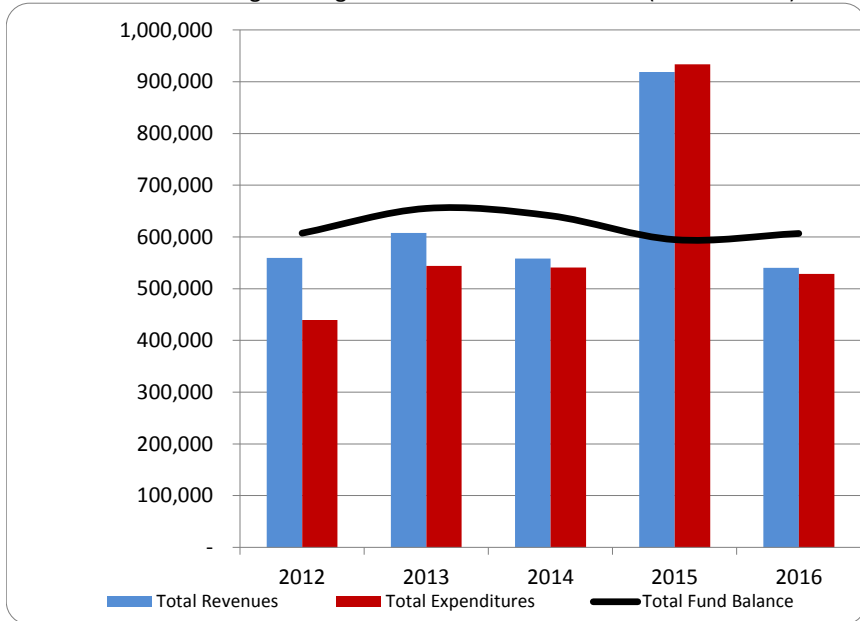
Commentary:

For more information on our unit's finances, contact CATHY LENTZ at 517-852-9544.

**CITIZEN'S GUIDE TO LOCAL UNIT FINANCES - VILLAGE OF NASHVILLE (83030)**

**FINANCIAL POSITION**

1. How have we managed our governmental fund resources (fund balance)?



2. Compared to the prior year

	2015	2016	% change
Revenue	918,655	540,483	-41.17%
Expenditures	933,944	528,587	-43.40%
Surplus (shortfall)	(15,289)	11,896	-177.81%
Fund balance, by component:			
Nondisposable	-	-	N/A
Restricted	64,477	74,042	14.83%
Committed	312,529	324,894	3.96%
Assigned	-	-	N/A
Unassigned	217,843	207,810	-4.61%
total fund balance	594,849	606,746	2.00%

3. Fund balance per capita - compared to the prior year



4. Historical trends of individual components



Commentary:

For more information on our unit's finances, contact CATHY LENTZ at 517-852-9544.

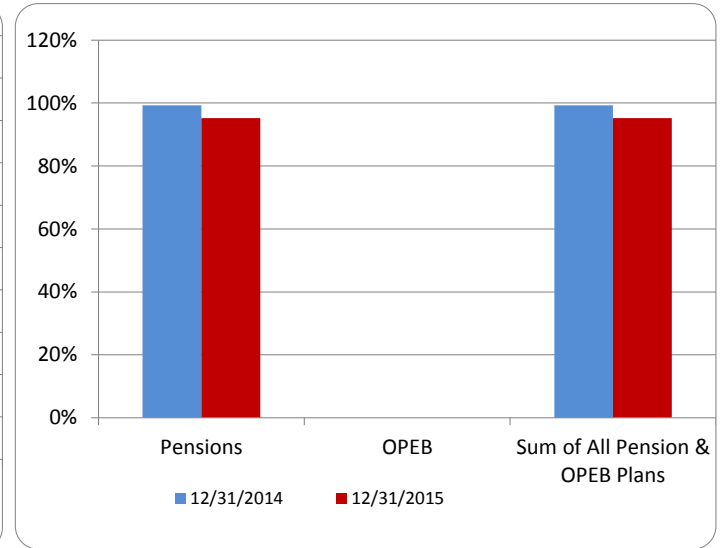
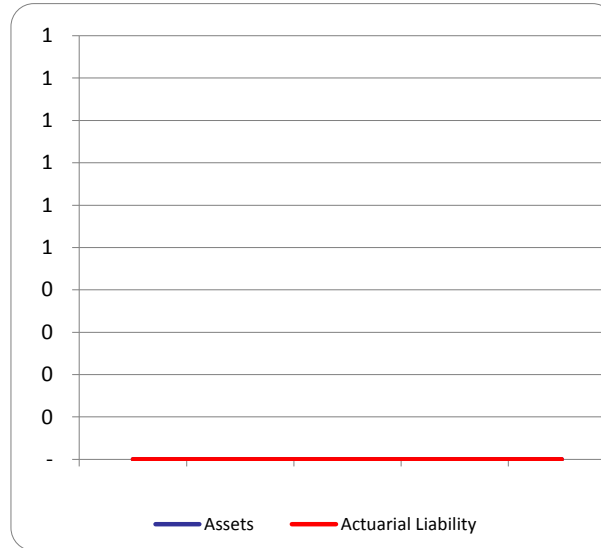
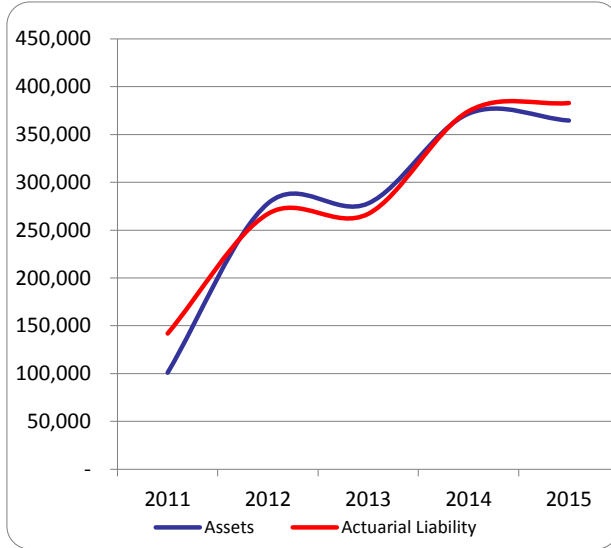
**CITIZEN'S GUIDE TO LOCAL UNIT FINANCES - VILLAGE OF NASHVILLE (83030)**

**OTHER LONG TERM OBLIGATIONS**

1. Pension funding status

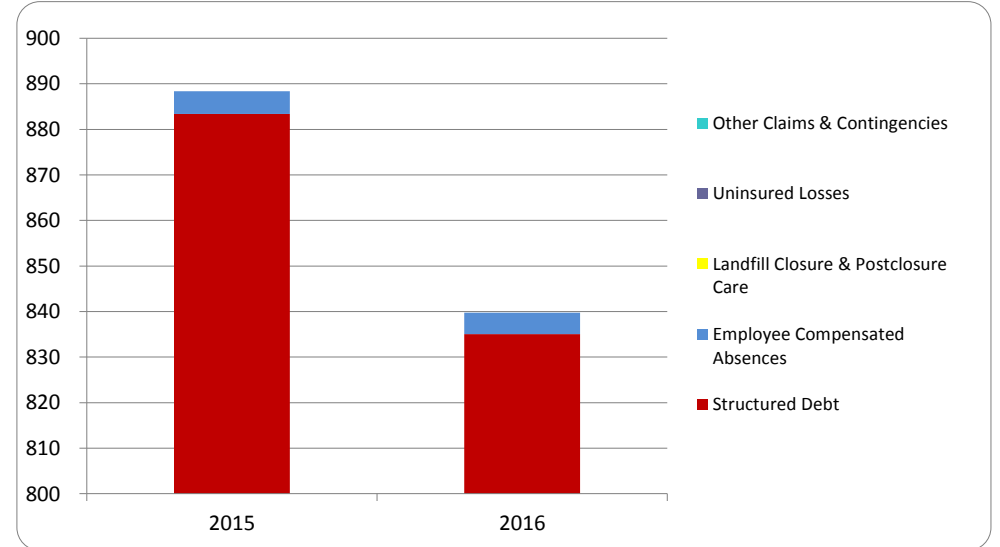
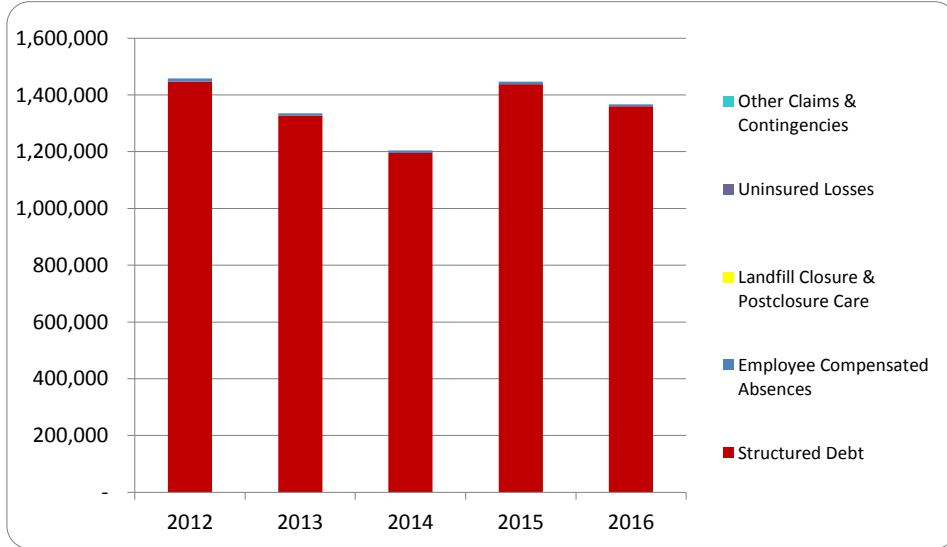
2. Retiree Health care funding status

3. Percent funded - compared to the prior year



4. Long Term Debt obligations:

5. Debt & other long term obligations per capita - compared to the prior year



Commentary: The Village of Nashville does not provide retirees with health insurance